

## 1. Instructions


### Questions?

1-800-OAKMARK  
(625-6275)

### Hours:

Monday - Friday  
8:00am - 6:00pm ET

**Please complete this form online, then print, sign and mail it to us.**

- Use this form to update account information or to change account services for your existing Oakmark account.
- The paperclip image  indicates that additional documentation is required with this form.

### Regular Mail:

Oakmark Funds  
P.O. Box 219558  
Kansas City, MO 64121-9558

### For Overnight Delivery:

Oakmark Funds  
330 West 9th Street  
Kansas City, MO 64105-1514



Many of the below options can be updated at [Oakmark.com](http://Oakmark.com)

## 2. Existing Account Information

To make updates to another account number, please complete and attach an additional form.


Account Number

Social Security Number/Tax Identification Number

Primary Phone Number

Account Registration

## 3. Contact Information and Name Change Updates

 Address and phone numbers can be updated at [Oakmark.com](http://Oakmark.com).

This information will be updated on all Fund accounts under the Social Security Number/Tax Identification Number provided in [Section 2](#) unless you specify otherwise.

\* A notary stamp is required. Sign in [Section 10](#) with your new name and former name.

**Update my Street Address**

Street Address - *We cannot update a Street Address with a P.O. Box. See below for Mailing Address.*

City

State

Zip Code

**Update my Mailing Address**  Check here if Mailing Address is the same as Street Address above.

Mailing Address - *P.O. Box is acceptable*

City

State

Zip Code

**Add or Update my Phone Number(s) and/or Email Address**

Primary Phone Number

Secondary Phone Number


Email Address

**Change my Name due to Marriage, Divorce or Other\***

Former Name (First, Middle Initial, Last)

New Name (First, Middle Initial, Last)

## 4. Distribution Option

 Can be updated at [Oakmark.com](http://Oakmark.com).

\* A signature guarantee stamp may be required. Refer to [Section 7](#).

**Check one box:**

- Reinvest dividends and capital gains.
- Send dividends and capital gains in the form of a check to the address of record.
- Send dividends and capital gains by electronic transfer to the bank account of record.
- Send dividends and capital gains by electronic transfer to the bank account attached.\* Refer to [Section 7](#).

## 4. Distribution Option *continued*


### Select one option:

- Apply this change to all Funds in my account.
- Apply this change only to the following Funds in my account:

\_\_\_\_\_

Fund Name(s), Ticker(s) or Number(s)

## 5. Cost Basis

 Can be updated at [Oakmark.com](http://Oakmark.com)

To establish a different cost basis method for each Fund, please attach a letter of instruction signed by all account owners.


Your cost basis election will be used for calculating the gain or loss on sales of shares acquired on or after January 1, 2012.

### Check one box:

- Average Cost                       High Cost First Out (HIFO)                       Low Cost First Out (LOFO)
- First In First Out (FIFO)                       Last In First Out (LIFO)                       Loss/Gain Utilization (LGUT)
- Specific Lot Identification (SLID) and secondary method:\*

\*You **MUST** choose a secondary method which will be used if the lots chosen for redemption, exchange or transfer are no longer available. Average Cost is not a valid secondary method. If no secondary method election is made, Oakmark will apply the Average Cost default method as your primary cost basis method.

## 6. Consent for e-Delivery

 Can be updated at [Oakmark.com](http://Oakmark.com)

**You must provide** your email address in [Section 3](#).


If you elect e-delivery, you will receive a notification to the email address provided in [Section 3](#) informing you when a document is available for viewing at [Oakmark.com](http://Oakmark.com).

You may view, change or revoke your e-delivery preferences and the email address we have on file for you at any time by logging into Oakmark's online account access system at [Oakmark.com](http://Oakmark.com) and clicking E-delivery and Email Address under the Account Profile tab.

### Document Types for e-delivery:

- Prospectus and Shareholder Reports                       Quarterly Statements                       Confirmations
- Proxy Materials                       Year-End Statements                       Tax Forms

## 7. Bank Information

 **You must attach** a voided check with pre-printed ABA and account numbers.

This banking information will be added to all accounts under the SSN/TIN.


Complete this section if you would like to establish or change banking information or you have selected options from [Sections 4, 8](#) and/or [9](#). We will not accept starter checks or mutual fund money market checks.

- If the Oakmark account owners' names are identical to the bank account owners' names (first, middle initial and last), all Oakmark account owners must sign this form. There is no signature guarantee requirement.
- If there is at least one name in common between the Oakmark account owners' names and the bank account owners' names, all Oakmark account owners must sign this form and obtain a notary stamp.
- If there is no name in common, all Oakmark account owners and all bank account owners must sign this form and obtain a Medallion Signature Guarantee (MSG) or Signature Validation Program (SVP) stamp.
- For custodial accounts, including UGMA/UTMA and ESAs, only the custodian or responsible individual is considered the Oakmark account owner.

### Check one box:

- Add this new/additional bank information to my account(s).
- Replace the existing bank information on my account(s).

## 8. Automatic Investment Plan (AIP)

 Can be established at [Oakmark.com](http://Oakmark.com).

To establish an AIP for a new Fund, please complete the [Add-A-Fund Form](#).

- Check this box and complete this Section and [Section 7](#) to add this option. AIP allows you to purchase shares into an existing Fund account on a periodic basis automatically by electronic transfer from your bank account. Transactions will occur on the 15th of the month or the next business day, unless otherwise specified below. When choosing a month and date, please allow at least 10 business days from receipt of this form to set up the plan.
- Check this box if you are changing a previously established AIP. If you do not check this box, this new AIP will be established in addition to any existing AIPs.

AIP 1:

\_\_\_\_\_ Fund Name \_\_\_\_\_ Share Class \_\_\_\_\_ Amount

Transaction should occur on the \_\_\_\_\_ day of the month.

All Months or  Jan  Feb  Mar  Apr  May  Jun  Jul  Aug  Sep  Oct  Nov  Dec


AIP 2:

\_\_\_\_\_ Fund Name \_\_\_\_\_ Share Class \_\_\_\_\_ Amount

Transaction should occur on the \_\_\_\_\_ day of the month.

All Months or  Jan  Feb  Mar  Apr  May  Jun  Jul  Aug  Sep  Oct  Nov  Dec

## 9. Systematic Withdrawal Plan (SWP) *Not available for IRA accounts*

 Can be established at [Oakmark.com](http://Oakmark.com).

To establish an SWP for an IRA, please complete the [IRA Distribution Form](#).

- Check this box and complete this Section and [Section 7](#) to add this option. SWP allows you to redeem shares to your bank account on a periodic basis automatically by electronic transfer from your Oakmark account. Transactions will occur on the 15th of the month or the next business day, unless otherwise specified below. When choosing a month and date, please allow at least 10 business days from receipt of this form to set up the plan.
- Check this box if you are changing a previously established SWP. If you do not check this box, this new SWP will be established in addition to any existing SWPs.

**Select one option:**

- Send the proceeds in the form of a check to the address of record.
- Send the proceeds by electronic transfer to the bank account of record.
- Send the proceeds by electronic transfer to the bank account attached.\* Refer to [Section 7](#).

\_\_\_\_\_ Fund Name \_\_\_\_\_ Share Class \_\_\_\_\_ Amount

Transaction should occur on the \_\_\_\_\_ day of the month.

All Months or  Jan  Feb  Mar  Apr  May  Jun  Jul  Aug  Sep  Oct  Nov  Dec

\* A signature guarantee stamp may be required. Refer to [Section 7](#).

## 10. Signature(s) Required

I authorize the Oakmark Funds, its affiliates and agents, to act on any instructions believed to be genuine for any services authorized on this form, including telephone options. By completing Section 7 I hereby authorize the Fund to initiate credits and/or debits to my account indicated in Section 7 and for the bank to honor all entries to my account. I consent to the recording of any telephone conversation(s) when I call the Funds regarding my account(s).

By supplying my banking information, I understand that telephone and internet transaction privileges will apply to my account, including electronic transfers to and from my bank account. I agree that the Funds, Harris Associates L.P., their transfer agent, or their respective agents, officers, trustees, directors or employees will not be liable for any loss, liability or expense for acting, or refusing to act, on any instructions, including any given under the telephone and internet transaction privileges, that are reasonably believed to be genuine, placing the risk of loss on me. See the discussion of these privileges in the Funds' Prospectus.

Sign below exactly as your names appear in Sections 2 and 3. All owners, including joint owners and trustees, excluding minors must sign.

Signature	Title (if applicable)	Date
Signature	Title (if applicable)	Date
Signature	Title (if applicable)	Date
Signature	Title (if applicable)	Date

## 11. Signature Guarantee

A notary stamp is required if you are changing your name or adding/changing bank information and there is at least one name in common. A STAMP2000 MSG or SVP stamp is required if you are adding/changing bank information and there is no name in common. You can obtain an MSG or SVP stamp from most commercial banks, trust companies, savings associations, credit unions and member firms of domestic stock exchanges. A notary public cannot provide an MSG or SVP stamp.

Place MSG, SVP or Notary Stamp Here	Place MSG, SVP or Notary Stamp Here
Place MSG, SVP or Notary Stamp Here	Place MSG, SVP or Notary Stamp Here

RETAIN A COPY OF THIS COMPLETED FORM FOR YOUR RECORDS